

Luminaire Photograph



Light Output Ratio:	30.7%	
Luminaire Power:	11.21 W	
SHR Nominal:	0.50	Calculated using the TM5
SHR Maximum:	0.55	fine grid method.

C Range: 0 - 360DEG
C Interval: 30.0DEG
Test Speed: HIGH
Temperature: 25.3 °C
Operators: zoe
Test Date: 2023-12-30

γ Range: 0 - 180DEG
γ Interval: 1.0DEG
Test System: EVERFINE GO-SPEX500_V1 SYSTEM V2.00.461
Humidity: 65.0%
Test Distance: 3.160m [K=1.0000]
Remarks: LAMP: BXRV-DR-1830G-100Z-A-23 Ra: 90
LENS: PM-1103 15R
DRIVER: PUP10A-1WMC-700 500mA
30minutes warm-up

LUMINOUS INTENSITY DISTRIBUTION DIAGRAM

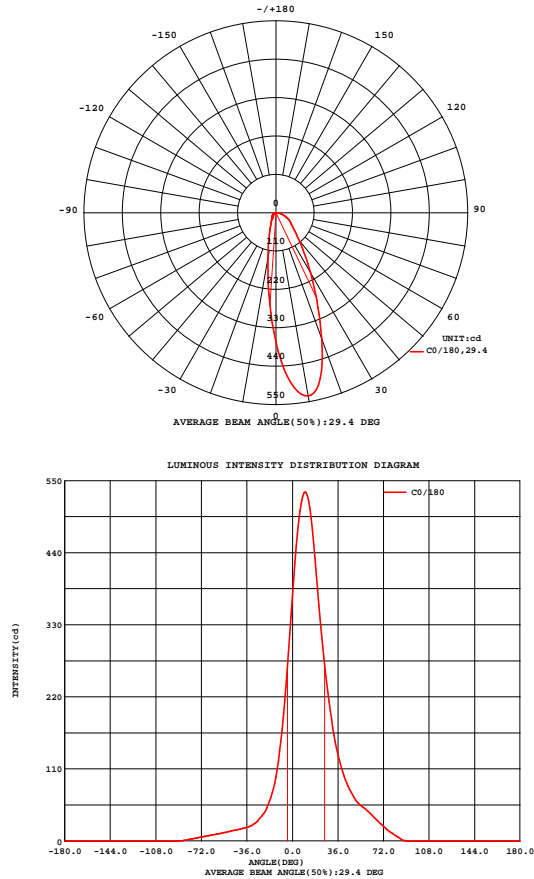


Fig. C0/C180

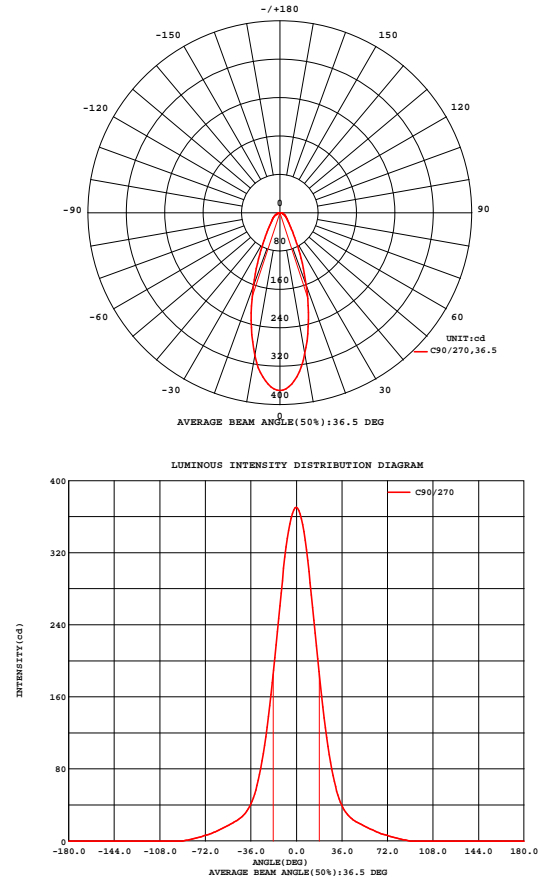


Fig. C90/C270

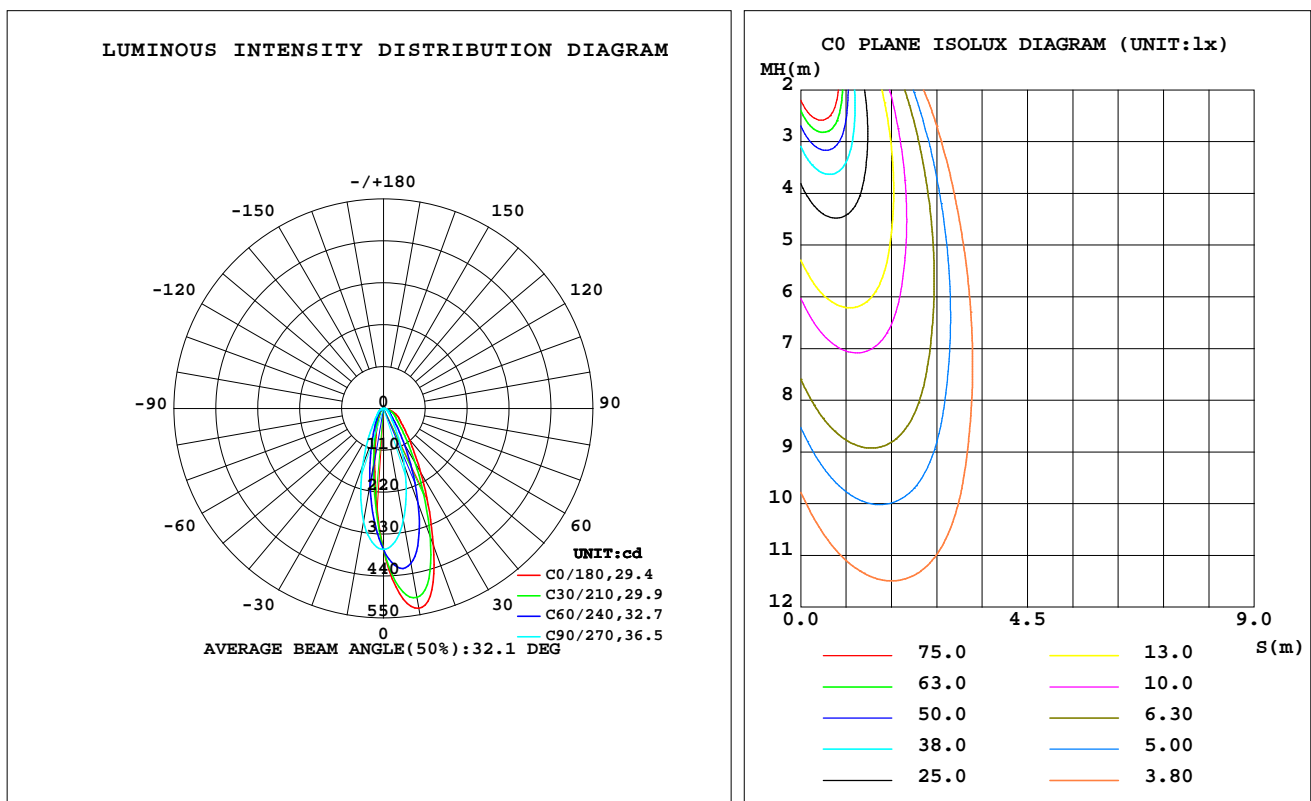
C Range: 0 - 360DEG
C Interval: 30.0DEG
Test Speed: HIGH
Temperature:25.3 °C
Operators:zoe
Test Date:2023-12-30

γ Range: 0 - 180DEG
γ Interval: 1.0DEG
Test System:EVERFINE GO-SPEX500_V1 SYSTEM V2.00.461
Humidity:65.0%
Test Distance:3.160m [K=1.0000]
Remarks: LAMP:BXRV-DR-1830G-100Z-A-23 Ra:90
LENS:PM-1103 15R
DRIVER:PUP10A-1WMC-700 500mA
30minutes warm-up

LUMINAIRE PHOTOMETRIC TEST REPORT

Test:U:120.21V I:0.0944A P:11.210W PF:0.9865 Freq:59.98Hz Lamp Flux:889.25x1 lm		
NAME: 2318.100-LEA-09B-DW	TYPE:	WEIGHT:
SPEC.: 3000K	DIM.:	SERIAL No.: 2312301480
MFR.: RISE	SUR.: 0.001319585m2	Shielding Angle:

DATA OF LAMP		PHOTOMETRIC DATA Eff: 24.36 lm/W			
MODEL	Bridgelux	I _{max} (cd)	532.9	S/MH(C0/180)	0.25
NOMINAL POWER(W)	11	LOR(%)	30.7	S/MH(C90/270)	0.60
RATED VOLTAGE(V)	120	TOTAL FLUX(lm)	273.07	η UP,DN(C0-180)	0.0,17.4
NOMINAL FLUX(lm)	889.25	CIE CLASS	DIRECT	η UP,DN(C180-360)	0.0,13.3
LAMPS INSIDE	1	η up(%)	0.0	CIBSE SHR NOM	0.50
TEST VOLTAGE(V)	120	η down(%)	30.7	CIBSE SHR MAX	0.55



C Range: 0 - 360DEG
C Interval: 30.0DEG
Test Speed: HIGH
Temperature:25.3℃
Operators:zoe
Test Date:2023-12-30

γ Range: 0 - 180DEG
γ Interval: 1.0DEG
Test System:EVERFINE GO-SPEX500_V1 SYSTEM V2.00.461
Humidity:65.0%
Test Distance:3.160m [K=1.0000]
Remarks: LAMP:BXRV-DR-1830G-100Z-A-23 Ra:90
LENS:PM-1103 15R
DRIVER:PUP10A-1WMC-700 500mA
30minutes warm-up

ZONAL FLUX DIAGRAM

ZONAL FLUX DIAGRAM:

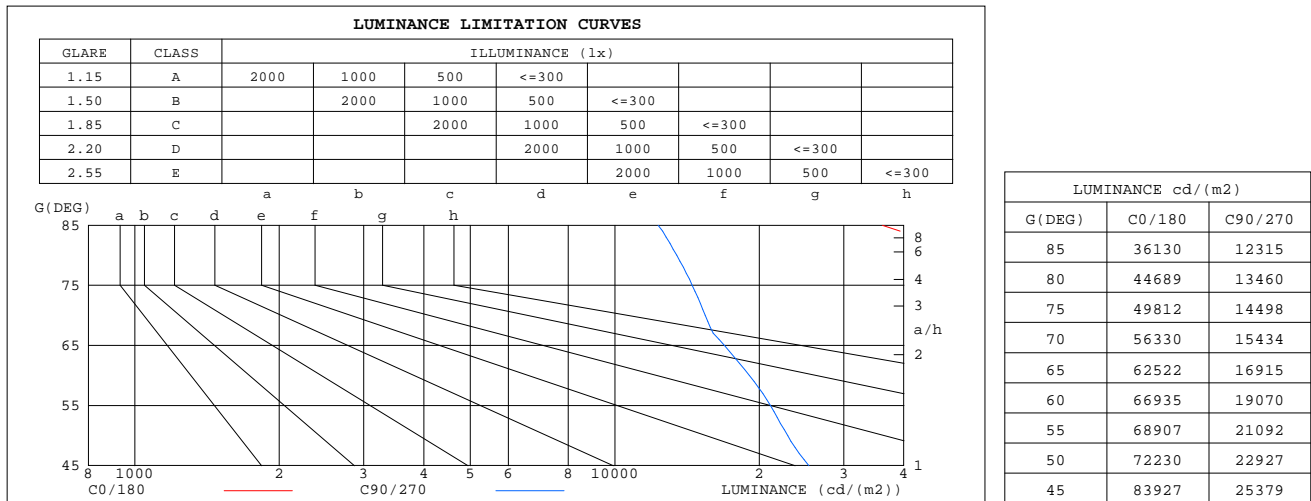
γ	C0	C45	C90	C135	C180	C225	C270	C315	γ	Φ zone	Φ total	%lum,lamp
10	532.9	458.0	299.1	176.6	136.4	179.0	303.0	456.4	0- 10	32.79	32.79	12,3.69
20	383.4	312.5	161.6	71.74	51.07	72.58	162.4	305.2	10- 20	70.87	103.7	38,11.7
30	198.1	140.1	66.31	33.52	26.27	34.59	67.34	137.3	20- 30	60.15	163.8	60,18.4
40	104.8	61.44	30.20	20.85	18.79	21.49	31.59	62.49	30- 40	38.08	201.9	73.9,22.7
50	62.42	35.44	19.22	15.35	14.41	15.76	20.21	36.88	40- 50	25.99	227.9	83.4,25.6
60	44.99	24.86	12.44	10.74	10.47	10.85	13.04	25.89	50- 60	20.23	248.1	90.9,27.9
70	25.90	14.64	6.885	6.810	6.700	6.801	7.018	14.85	60- 70	14.66	262.8	96.2,29.5
80	10.43	6.114	3.049	3.060	2.931	3.007	2.999	6.045	70- 80	8.128	270.9	99.2,30.5
90	0	0	0	0	0	0	0	0	80- 90	2.176	273.1	100,30.7
100	0	0	0	0	0	0	0	0	90-100	0	273.1	100,30.7
110	0	0	0	0	0	0	0	0	100-110	0	273.1	100,30.7
120	0	0	0	0	0	0	0	0	110-120	0	273.1	100,30.7
130	0	0	0	0	0	0	0	0	120-130	0	273.1	100,30.7
140	0	0	0	0	0	0	0	0	130-140	0	273.1	100,30.7
150	0	0	0	0	0	0	0	0	140-150	0	273.1	100,30.7
160	0	0	0	0	0	0	0	0	150-160	0	273.1	100,30.7
170	0	0	0	0	0	0	0	0	160-170	0	273.1	100,30.7
180	0	0	0	0	0	0	0	0	170-180	0	273.1	100,30.7
DEG	LUMINOUS INTENSITY:cd									UNIT:lm		

C Range: 0 - 360DEG
C Interval: 30.0DEG
Test Speed: HIGH
Temperature:25.3℃
Operators:zoe
Test Date:2023-12-30

γ Range: 0 - 180DEG
 γ Interval: 1.0DEG
Test System:EVERFINE GO-SPEX500_V1 SYSTEM V2.00.461
Humidity:65.0%
Test Distance:3.160m [K=1.0000]
Remarks: LAMP:BXRV-DR-1830G-100Z-A-23 Ra:90
LENS:PM-1103 15R
DRIVER:PUP10A-1WMC-700 500mA
30minutes warm-up

LUMINANCE LIMITATION CURVES

Test:U:120.21V I:0.0944A P:11.210W PF:0.9865 Freq:59.98Hz Lamp Flux:889.25x1 lm		
NAME: 2318.100-LEA-09B-DW	TYPE:	WEIGHT:
SPEC.: 3000K	DIM.:	SERIAL No.: 2312301480
MFR.: RISE	SUR.: 0.001319585m2	Shielding Angle:



C Range: 0 - 360DEG
C Interval: 30.0DEG
Test Speed: HIGH
Temperature:25.3℃
Operators:zoe
Test Date:2023-12-30

γ Range: 0 - 180DEG
γ Interval: 1.0DEG
Test System:EVERFINE GO-SPEX500_V1 SYSTEM V2.00.461
Humidity:65.0%
Test Distance:3.160m [K=1.0000]
Remarks: LAMP:BXRV-DR-1830G-100Z-A-23 Ra:90
LENS:PM-1103 15R
DRIVER:PUP10A-1WMC-700 500mA
30minutes warm-up

CU AND LUMINAIRE BUDGETARY ESTIMATE DIAGRAM

Test:U:120.21V I:0.0944A P:11.210W PF:0.9865 Freq:59.98Hz
Lamp Flux:889.25x1 lm

NAME: 2318.100-LEA-09B-DW

TYPE:

WEIGHT:

SPEC.: 3000K

DIM.:

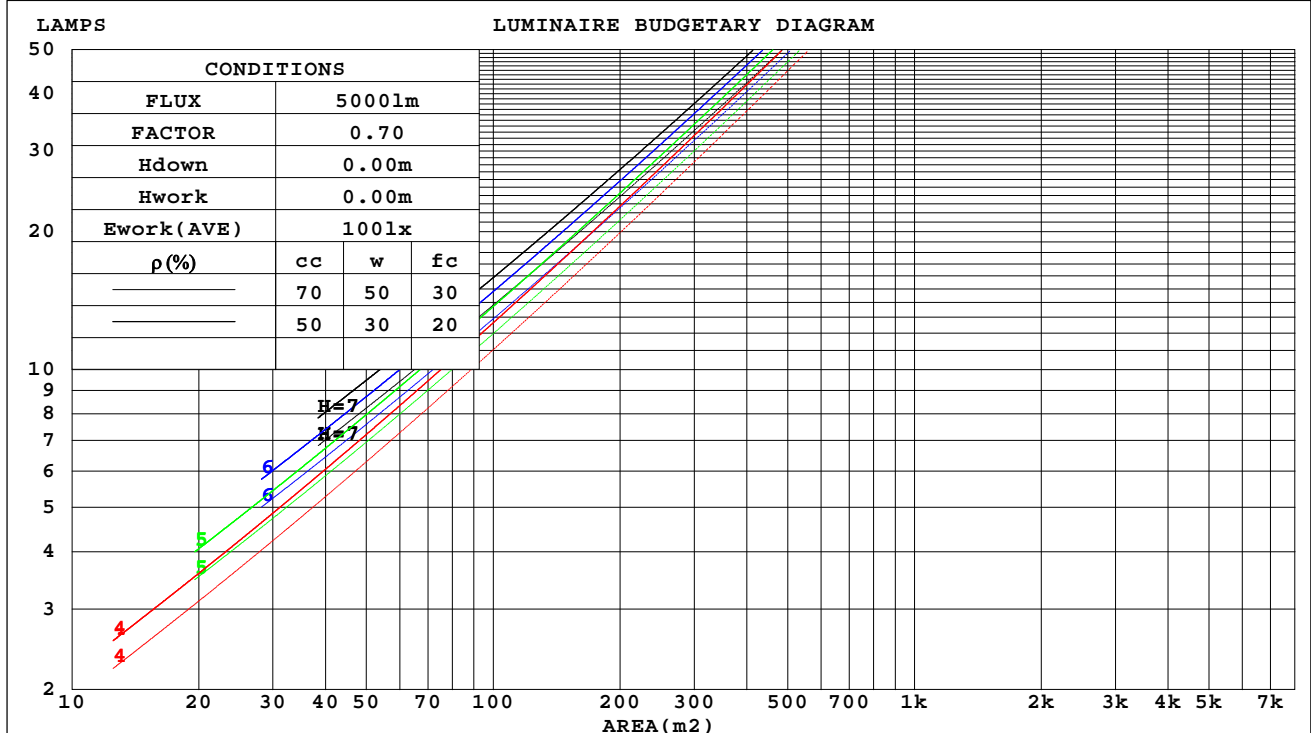
SERIAL No.: 2312301480

MFR.: RISE

SUR.: 0.001319585m2

Shielding Angle:

ρ_{cc}	80%			70%			50%			30%			10%			0
ρ_w	50%	30%	10%	50%	30%	10%	50%	30%	10%	50%	30%	10%	50%	30%	10%	0
ρ_{fc}	20%			20%			20%			20%			20%			0
RCR	RCR:Room Cavity Ratio															



C Range: 0 - 360DEG
C Interval: 30.0DEG
Test Speed: HIGH
Temperature:25.3℃
Operators:zoe
Test Date:2023-12-30

γ Range: 0 - 180DEG
 γ Interval: 1.0DEG
Test System:EVERFINE GO-SPEX500_V1 SYSTEM V2.00.461
Humidity:65.0%
Test Distance:3.160m [K=1.0000]
Remarks: LAMP:BXRV-DR-1830G-100Z-A-23 Ra:90
LENS:PM-1103 15R
DRIVER:PUP10A-1WMC-700 500mA
30minutes warm-up

WEC AND CCEC

Test:U:120.21V I:0.0944A P:11.210W PF:0.9865 Freq:59.98Hz Lamp Flux:889.25x1 lm		
NAME: 2318.100-LEA-09B-DW	TYPE:	WEIGHT:
SPEC.: 3000K	DIM.:	SERIAL No.: 2312301480
MFR.: RISE	SUR.: 0.001319585m2	Shielding Angle:

pcc	80%			70%			50%			30%			10%			0
pw	50%	30%	10%	50%	30%	10%	50%	30%	10%	50%	30%	10%	50%	30%	10%	0
pfc	20%			20%			20%			20%			20%			0
RCR	RCR:Room Cavity Ratio						Wall Exitance Coefficients(WEC)									
0.0																
1.0	.069	.039	.012	.067	.038	.012	.063	.036	.011	.059	.034	.011	.056	.032	.010	
2.0	.065	.036	.011	.063	.035	.011	.060	.033	.010	.057	.032	.010	.054	.030	.010	
3.0	.061	.032	.010	.059	.032	.010	.056	.030	.009	.053	.029	.009	.051	.028	.009	
4.0	.057	.029	.009	.055	.029	.009	.053	.028	.008	.050	.027	.008	.048	.026	.008	
5.0	.053	.027	.008	.052	.027	.008	.050	.026	.008	.047	.025	.007	.046	.024	.007	
6.0	.050	.025	.007	.049	.025	.007	.047	.024	.007	.045	.023	.007	.043	.023	.007	
7.0	.047	.023	.007	.046	.023	.007	.044	.022	.006	.042	.022	.006	.041	.021	.006	
8.0	.044	.022	.006	.043	.021	.006	.042	.021	.006	.040	.020	.006	.039	.020	.006	
9.0	.042	.020	.006	.041	.020	.006	.040	.020	.006	.038	.019	.006	.037	.019	.005	
10.0	.040	.019	.005	.039	.019	.005	.038	.019	.005	.037	.018	.005	.035	.018	.005	

pcc	80%			70%			50%			30%			10%			0
pw	50%	30%	10%	50%	30%	10%	50%	30%	10%	50%	30%	10%	50%	30%	10%	0
pfc	20%			20%			20%			20%			20%			0
RCR	RCR:Room Cavity Ratio						Ceiling Cavity Exitance Coefficients(CCEC)									
0.0	.058	.058	.058	.050	.050	.050	.034	.034	.034	.020	.020	.020	.006	.006	.006	
1.0	.054	.048	.043	.046	.041	.037	.031	.028	.026	.018	.016	.015	.006	.005	.005	
2.0	.050	.041	.033	.042	.035	.029	.029	.024	.020	.017	.014	.012	.005	.005	.004	
3.0	.046	.035	.026	.040	.030	.023	.027	.021	.016	.016	.012	.009	.005	.004	.003	
4.0	.043	.031	.021	.037	.026	.018	.026	.018	.013	.015	.011	.008	.005	.004	.002	
5.0	.041	.027	.017	.035	.023	.015	.024	.016	.011	.014	.010	.006	.004	.003	.002	
6.0	.038	.024	.014	.033	.021	.012	.023	.015	.009	.013	.009	.005	.004	.003	.002	
7.0	.036	.022	.012	.031	.019	.011	.022	.013	.008	.012	.008	.004	.004	.003	.001	
8.0	.034	.020	.010	.030	.017	.009	.020	.012	.006	.012	.007	.004	.004	.002	.001	
9.0	.033	.019	.009	.028	.016	.008	.019	.011	.006	.011	.007	.003	.004	.002	.001	
10.0	.031	.017	.008	.027	.015	.007	.019	.011	.005	.011	.006	.003	.004	.002	.001	

C Range: 0 - 360DEG
C Interval: 30.0DEG
Test Speed: HIGH
Temperature:25.3℃
Operators:zoe
Test Date:2023-12-30

γ Range: 0 - 180DEG
γ Interval: 1.0DEG
Test System:EVERFINE GO-SPEX500_V1 SYSTEM V2.00.461
Humidity:65.0%
Test Distance:3.160m [K=1.0000]
Remarks: LAMP:BXRV-DR-1830G-100Z-A-23 Ra:90
LENS:PM-1103 15R
DRIVER:PUP10A-1WMC-700 500mA
30minutes warm-up

UGR(Unified Glare Rating) Table

Test:U:120.21V I:0.0944A P:11.210W PF:0.9865 Freq:59.98Hz Lamp Flux:889.25x1 lm										
NAME: 2318.100-LEA-09B-DW					TYPE:			WEIGHT:		
SPEC.: 3000K					DIM.:			SERIAL No.: 2312301480		
MFR.: RISE					SUR.: 0.001319585m2			Shielding Angle:		
ceiling/cavity	0.7	0.7	0.5	0.5	0.3	0.7	0.7	0.5	0.5	0.3
walls	0.5	0.3	0.5	0.3	0.3	0.5	0.3	0.5	0.3	0.3
working plane	0.2	0.2	0.2	0.2	0.2	0.2	0.2	0.2	0.2	0.2
Room dimensions	Viewed crosswise					Viewed endwise				
x = 2H y = 2H	27.5	28.7	27.8	28.8	29.0	22.1	23.3	22.4	23.4	23.6
3H	29.0	30.0	29.2	30.2	30.4	22.9	24.0	23.2	24.2	24.4
4H	29.5	30.5	29.8	30.7	31.0	23.2	24.2	23.5	24.5	24.7
6H	29.9	30.8	30.2	31.1	31.3	23.5	24.4	23.8	24.7	24.9
8H	30.1	30.9	30.4	31.2	31.5	23.6	24.4	23.9	24.7	25.0
12H	30.1	31.0	30.5	31.3	31.6	23.6	24.5	23.9	24.7	25.0
4H 2H	27.7	28.6	28.0	28.9	29.1	23.4	24.4	23.7	24.6	24.8
3H	29.3	30.2	29.6	30.4	30.7	24.3	25.1	24.6	25.4	25.7
4H	30.0	30.8	30.4	31.1	31.4	24.7	25.4	25.0	25.7	26.1
6H	30.6	31.2	30.9	31.6	31.9	24.9	25.6	25.3	26.0	26.3
8H	30.8	31.4	31.2	31.8	32.1	25.0	25.7	25.4	26.0	26.4
12H	30.9	31.5	31.3	31.8	32.2	25.1	25.7	25.5	26.1	26.5
8H 4H	30.0	30.7	30.4	31.0	31.4	25.3	25.9	25.7	26.3	26.7
6H	30.7	31.2	31.1	31.6	32.1	25.7	26.2	26.1	26.6	27.0
8H	31.0	31.5	31.4	31.9	32.3	25.8	26.3	26.3	26.7	27.2
12H	31.2	31.6	31.7	32.0	32.5	25.9	26.3	26.4	26.8	27.2
12H 4H	30.0	30.6	30.4	31.0	31.4	25.4	26.0	25.8	26.4	26.8
6H	30.7	31.2	31.2	31.6	32.0	25.9	26.3	26.3	26.8	27.2
8H	31.0	31.4	31.5	31.9	32.3	26.0	26.4	26.5	26.9	27.4
Variations with the observer position at spacings(CIE Pub.117):										
S = 1.0H	+ 0.3 / - 0.2					+ 0.4 / - 0.5				
1.5H	+ 0.6 / - 0.5					+ 0.3 / - 0.4				
2.0H	+ 0.8 / - 0.9					+ 0.5 / - 0.7				

CIE Pub.117, 889.3 lm Total Lamp Luminous Flux Correct (8log(F/F0) = -0.4)
Area: 0.00131959 m2

C Range: 0 - 360DEG
C Interval: 30.0DEG
Test Speed: HIGH
Temperature:25.3℃
Operators:zoe
Test Date:2023-12-30

γ Range: 0 - 180DEG
γ Interval: 1.0DEG
Test System:EVERFINE GO-SPEX500_V1 SYSTEM V2.00.461
Humidity:65.0%
Test Distance:3.160m [K=1.0000]
Remarks: LAMP:BXRV-DR-1830G-100Z-A-23 Ra:90
LENS:PM-1103 15R
DRIVER:PUP10A-1WMC-700 500mA
30minutes warm-up

UTILIZATION FACTORS TABLE

Test:U:120.21V I:0.0944A P:11.210W PF:0.9865 Freq:59.98Hz Lamp Flux:889.25x1 lm		
NAME: 2318.100-LEA-09B-DW	TYPE:	WEIGHT:
SPEC.: 3000K	DIM.:	SERIAL No.: 2312301480
MFR.: RISE	SUR.: 0.001319585m2	Shielding Angle:

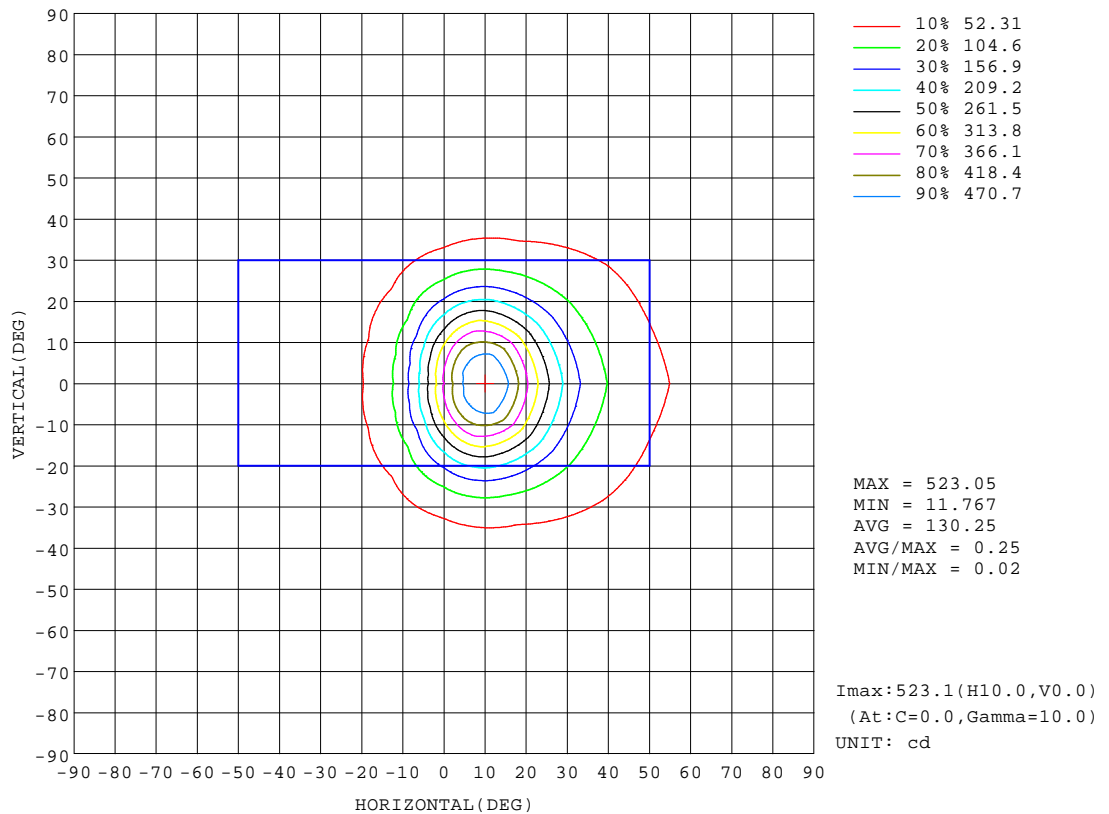
REFLECTANCE										
Ceiling	0.8	0.8	0.8	0.7	0.7	0.7	0.5	0.5	0.5	0
Walls	0.7	0.5	0.3	0.7	0.5	0.3	0.7	0.5	0.3	0
Working plane	0.2	0.2	0.2	0.2	0.2	0.2	0.2	0.2	0.2	0
ROOM INDEX	UTILIZATION FACTORS(PERCENT) $k(RI) \times RCR = 5$									
k = 0.60	23	21	19	23	21	19	23	20	19	18
0.80	26	23	22	26	23	22	25	23	22	20
1.00	28	25	24	27	25	24	27	25	23	22
1.25	29	27	25	29	27	25	28	26	25	23
1.50	30	28	27	30	28	27	29	28	26	25
2.00	32	30	28	31	30	28	30	29	28	26
2.50	32	31	30	32	30	29	31	30	29	27
3.00	33	32	31	33	31	30	31	30	30	27
4.00	34	33	32	33	32	31	32	31	31	28
5.00	35	34	33	34	33	32	33	32	31	29
ROOM INDEX	UF(total)									Direct
According to DIN EN 13032-2 2004			Suspended					SHRNOM = 1.25		

C Range: 0 - 360DEG
C Interval: 30.0DEG
Test Speed: HIGH
Temperature:25.3℃
Operators:zoe
Test Date:2023-12-30

γ Range: 0 - 180DEG
γ Interval: 1.0DEG
Test System:EVERFINE GO-SPEX500_V1 SYSTEM V2.00.461
Humidity:65.0%
Test Distance:3.160m [K=1.0000]
Remarks: LAMP:BXRV-DR-1830G-100Z-A-23 Ra:90
LENS:PM-1103 15R
DRIVER:PUP10A-1WMC-700 500mA
30minutes warm-up

ISOCANDELA DIAGRAM

Test:U:120.21V I:0.0944A P:11.210W PF:0.9865 Freq:59.98Hz Lamp Flux:889.25x1 lm		
NAME: 2318.100-LEA-09B-DW	TYPE:	WEIGHT:
SPEC.: 3000K	DIM.:	SERIAL No.: 2312301480
MFR.: RISE	SUR.: 0.001319585m2	Shielding Angle:

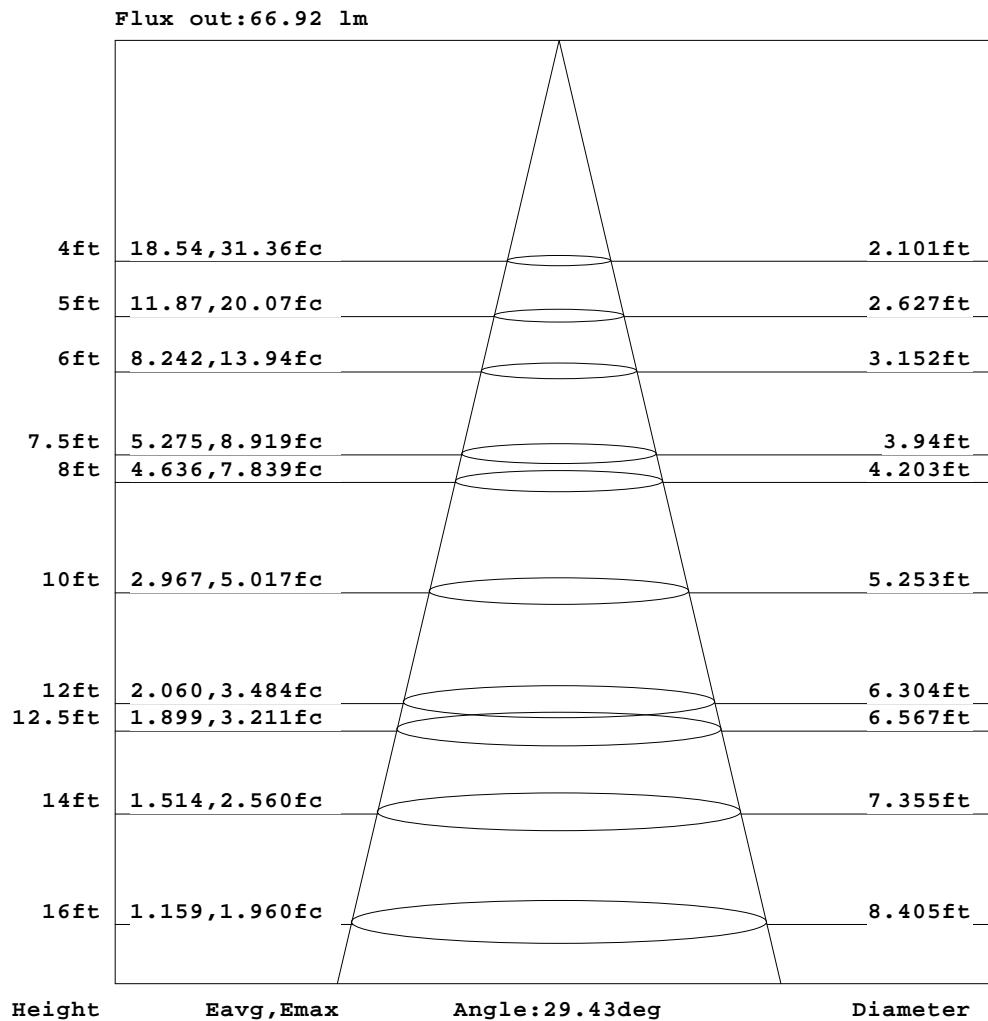


C Range: 0 - 360DEG
C Interval: 30.0DEG
Test Speed: HIGH
Temperature:25.3℃
Operators:zoe
Test Date:2023-12-30

γ Range: 0 - 180DEG
γ Interval: 1.0DEG
Test System:EVERFINE GO-SPEX500_V1 SYSTEM V2.00.461
Humidity:65.0%
Test Distance:3.160m [K=1.0000]
Remarks: LAMP:BXRV-DR-1830G-100Z-A-23 Ra:90
LENS:PM-1103 15R
DRIVER:PUP10A-1WMC-700 500mA
30minutes warm-up

AAI Figure

Test:U:120.21V I:0.0944A P:11.210W PF:0.9865 Freq:59.98Hz Lamp Flux:889.25x1 lm		
NAME: 2318.100-LEA-09B-DW	TYPE:	WEIGHT:
SPEC.: 3000K	DIM.:	SERIAL No.: 2312301480
MFR.: RISE	SUR.: 0.001319585m2	Shielding Angle:



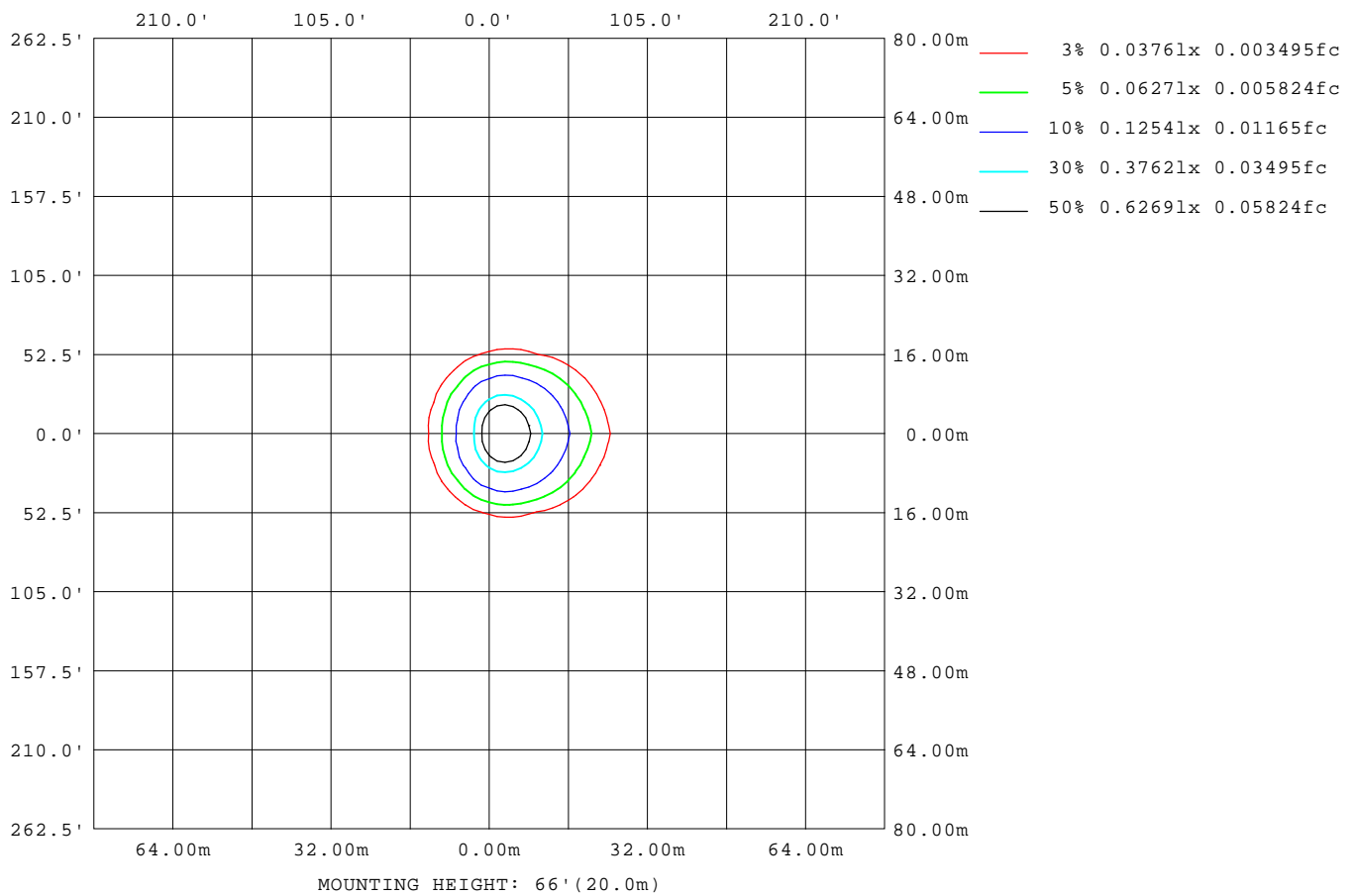
Note:The Curves indicate the illuminated area and the average illumination when the luminaire is at different distance.

C Range: 0 - 360DEG
C Interval: 30.0DEG
Test Speed: HIGH
Temperature:25.3℃
Operators:zoe
Test Date:2023-12-30

γ Range: 0 - 180DEG
γ Interval: 1.0DEG
Test System:EVERFINE GO-SPEX500_V1 SYSTEM V2.00.461
Humidity:65.0%
Test Distance:3.160m [K=1.0000]
Remarks: LAMP:BXRV-DR-1830G-100Z-A-23 Ra:90
LENS:PM-1103 15R
DRIVER:PUP10A-1WMC-700 500mA
30minutes warm-up

ISOLUX DIAGRAM

Test:U:120.21V I:0.0944A P:11.210W PF:0.9865 Freq:59.98Hz Lamp Flux:889.25x1 lm		
NAME: 2318.100-LEA-09B-DW	TYPE:	WEIGHT:
SPEC.: 3000K	DIM.:	SERIAL No.: 2312301480
MFR.: RISE	SUR.: 0.001319585m2	Shielding Angle:



C Range: 0 - 360DEG
C Interval: 30.0DEG
Test Speed: HIGH
Temperature: 25.3 °C
Operators: zoe
Test Date: 2023-12-30

γ Range: 0 - 180DEG
γ Interval: 1.0DEG
Test System: EVERFINE GO-SPEX500_V1 SYSTEM V2.00.461
Humidity: 65.0%
Test Distance: 3.160m [K=1.0000]
Remarks: LAMP: BXR V-DR-1830G-100Z-A-23 Ra: 90
LENS: PM-1103 15R
DRIVER: PUP10A-1WMC-700 500mA
30minutes warm-up

LED Avg.L Report

Test:U:120.21V I:0.0944A P:11.210W PF:0.9865 Freq:59.98Hz Lamp Flux:889.25x1 lm		
NAME: 2318.100-LEA-09B-DW	TYPE:	WEIGHT:
SPEC.: 3000K	DIM.:	SERIAL No.: 2312301480
MFR.: RISE	SUR.: 0.001319585m2	Shielding Angle:

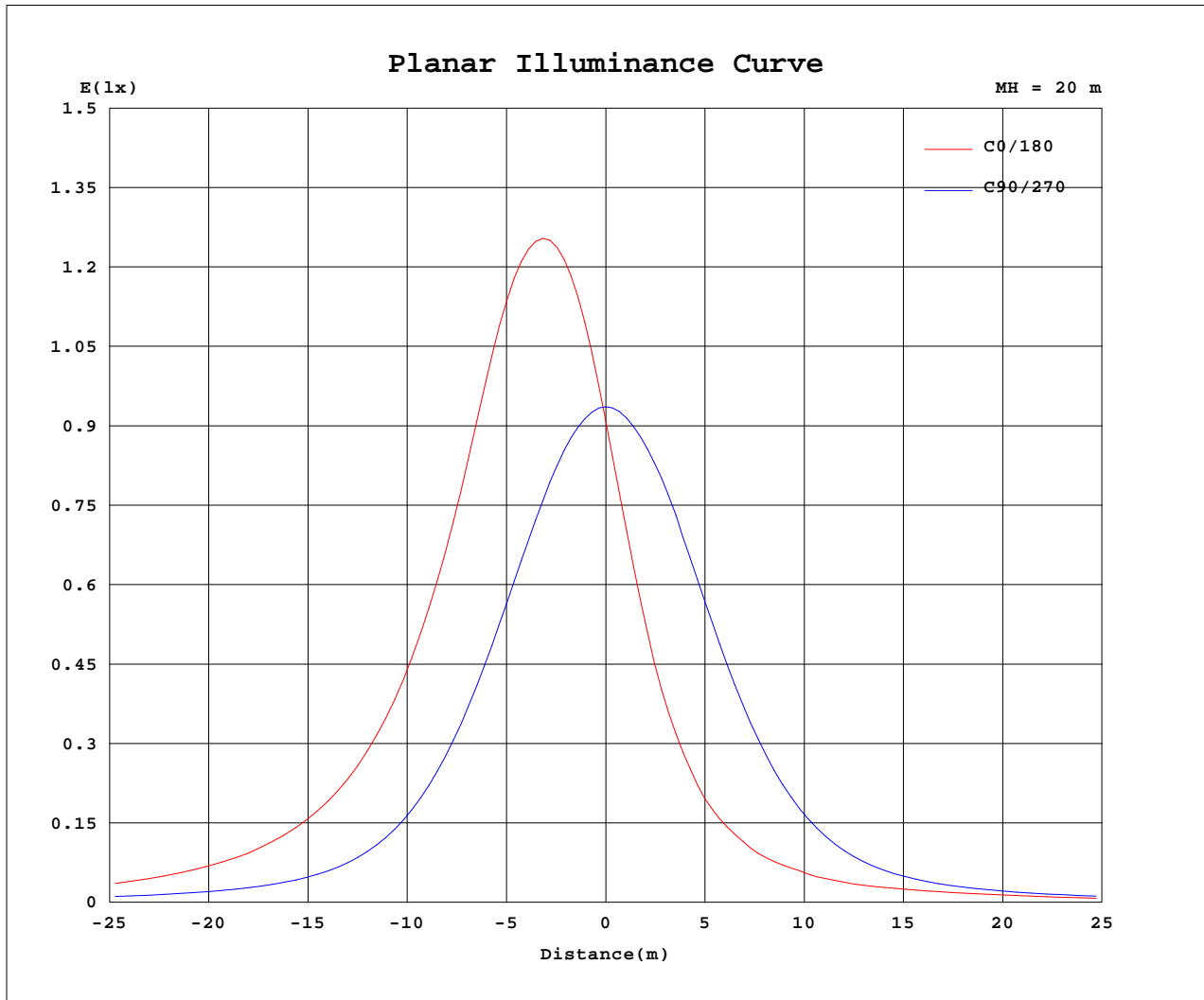
AvgL	cd/m2
L_0~180(65)av	39558
L_0~180(75)av	32403
L_0~180(85)av	23204
L_90~270(65)av	16995
L_90~270(75)av	14346
L_90~270(85)av	11877
L_45(65)av	25342
L_45(75)av	21763
L_45(85)av	15556

Standard: GB/T 29293-2012

C Range: 0 - 360DEG
C Interval: 30.0DEG
Test Speed: HIGH
Temperature:25.3℃
Operators:zoe
Test Date:2023-12-30

γ Range: 0 - 180DEG
γ Interval: 1.0DEG
Test System:EVERFINE GO-SPEX500_V1 SYSTEM V2.00.461
Humidity:65.0%
Test Distance:3.160m [K=1.0000]
Remarks: LAMP:BXRV-DR-1830G-100Z-A-23 Ra:90
LENS:PM-1103 15R
DRIVER:PUP10A-1WMC-700 500mA
30minutes warm-up

Planar Illuminance Curve



C Range: 0 - 360DEG
 C Interval: 30.0DEG
 Test Speed: HIGH
 Temperature: 25.3 °C
 Operators: zoe
 Test Date: 2023-12-30

γ Range: 0 - 180DEG
 γ Interval: 1.0DEG
 Test System: EVERFINE GO-SPEX500_V1 SYSTEM V2.00.461
 Humidity: 65.0%
 Test Distance: 3.160m [K=1.0000]
 Remarks: LAMP: BXRV-DR-1830G-100Z-A-23 Ra: 90
 LENS: PM-1103 15R
 DRIVER: PUP10A-1WMC-700 500mA
 30minutes warm-up



LUMINOUS DISTRIBUTION INTENSITY DATA

Test:U:120.21V I:0.0944A P:11.210W PF:0.9865 Freq:59.98Hz Lamp Flux:889.25x1 lm		
NAME: 2318.100-LEA-09B-DW	TYPE:	WEIGHT:
SPEC.: 3000K	DIM.:	SERIAL No.: 2312301480
MFR.: RISE	SUR.: 0.001319585m2	Shielding Angle:

Table--1

UNIT: cd

C(DEG) γ (DEG)	0	30	60	90	120	150	180	210	240	270	300	330						
0	370	370	370	370	370	370	370	370	370	370	370	370						
5	488	470	418	351	290	250	235	250	292	352	418	467						
10	533	504	413	299	202	151	136	151	207	303	416	497						
15	492	462	357	231	131	90.7	79.8	92.0	134	232	355	451						
20	383	359	267	162	85.3	58.1	51.1	58.5	86.4	162	265	346						
25	278	252	179	105	55.3	39.0	35.9	39.6	57.0	106	177	242						
30	198	169	112	66.3	38.4	28.6	26.3	29.8	39.3	67.3	111	163						
35	142	113	69.1	42.9	28.5	22.3	21.4	23.2	29.5	44.4	70.1	111						
40	105	78.4	44.8	30.2	22.6	19.1	18.8	19.6	23.3	31.6	46.4	78.7						
45	79.8	58.1	31.9	23.4	18.7	16.9	16.6	17.2	19.6	24.7	33.6	59.1						
50	62.4	46.0	25.1	19.2	16.0	14.7	14.4	14.9	16.6	20.2	26.7	47.1						
55	53.1	38.6	20.9	15.8	13.5	12.4	12.3	12.5	13.9	16.6	22.4	39.4						
60	45.0	32.8	17.1	12.4	11.0	10.5	10.5	10.5	11.2	13.0	18.3	33.5						
65	35.5	26.3	13.0	9.32	8.81	8.61	8.60	8.62	8.85	9.63	13.9	26.6						
70	25.9	19.9	9.48	6.88	6.88	6.74	6.70	6.72	6.88	7.02	10.0	19.7						
75	17.3	13.8	6.42	4.89	4.98	4.86	4.80	4.82	4.95	4.91	6.69	13.5						
80	10.4	8.45	3.83	3.05	3.12	3.00	2.93	2.94	3.07	3.00	3.96	8.14						
85	4.23	3.32	1.58	1.40	1.35	1.21	1.10	1.13	1.30	1.33	1.57	3.07						
90	0.00	0.00	0.00	0.00	0.00	0.00	0.00	0.00	0.00	0.00	0.00	0.00						
95	0.00	0.00	0.00	0.00	0.00	0.00	0.00	0.00	0.00	0.00	0.00	0.00						
100	0.00	0.00	0.00	0.00	0.00	0.00	0.00	0.00	0.00	0.00	0.00	0.00						
105	0.00	0.00	0.00	0.00	0.00	0.00	0.00	0.00	0.00	0.00	0.00	0.00						
110	0.00	0.00	0.00	0.00	0.00	0.00	0.00	0.00	0.00	0.00	0.00	0.00						
115	0.00	0.00	0.00	0.00	0.00	0.00	0.00	0.00	0.00	0.00	0.00	0.00						
120	0.00	0.00	0.00	0.00	0.00	0.00	0.00	0.00	0.00	0.00	0.00	0.00						
125	0.00	0.00	0.00	0.00	0.00	0.00	0.00	0.00	0.00	0.00	0.00	0.00						
130	0.00	0.00	0.00	0.00	0.00	0.00	0.00	0.00	0.00	0.00	0.00	0.00						
135	0.00	0.00	0.00	0.00	0.00	0.00	0.00	0.00	0.00	0.00	0.00	0.00						
140	0.00	0.00	0.00	0.00	0.00	0.00	0.00	0.00	0.00	0.00	0.00	0.00						
145	0.00	0.00	0.00	0.00	0.00	0.00	0.00	0.00	0.00	0.00	0.00	0.00						
150	0.00	0.00	0.00	0.00	0.00	0.00	0.00	0.00	0.00	0.00	0.00	0.00						
155	0.00	0.00	0.00	0.00	0.00	0.00	0.00	0.00	0.00	0.00	0.00	0.00						
160	0.00	0.00	0.00	0.00	0.00	0.00	0.00	0.00	0.00	0.00	0.00	0.00						
165	0.00	0.00	0.00	0.00	0.00	0.00	0.00	0.00	0.00	0.00	0.00	0.00						
170	0.00	0.00	0.00	0.00	0.00	0.00	0.00	0.00	0.00	0.00	0.00	0.00						
175	0.00	0.00	0.00	0.00	0.00	0.00	0.00	0.00	0.00	0.00	0.00	0.00						
180	0.00	0.00	0.00	0.00	0.00	0.00	0.00	0.00	0.00	0.00	0.00	0.00						

C Range: 0 - 360DEG
C Interval: 30.0DEG
Test Speed: HIGH
Temperature:25.3℃
Operators:zoe
Test Date:2023-12-30

γ Range: 0 - 180DEG
γ Interval: 1.0DEG
Test System:EVERFINE GO-SPEX500_V1 SYSTEM V2.00.461
Humidity:65.0%
Test Distance:3.160m [K=1.0000]
Remarks: LAMP:BXRV-DR-1830G-100Z-A-23 Ra:90
LENS:PM-1103 15R
DRIVER:PUP10A-1WMC-700 500mA
30minutes warm-up